
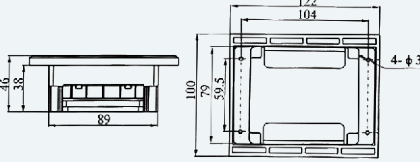

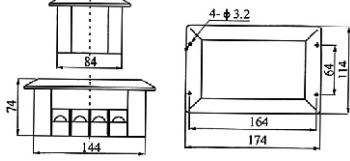





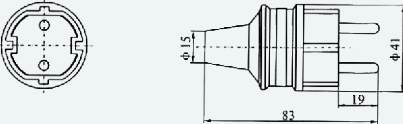

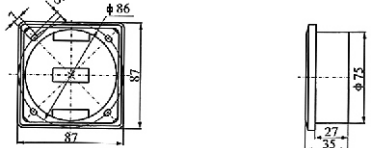

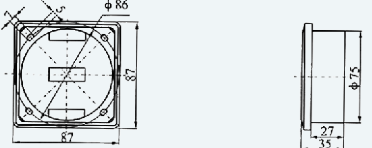

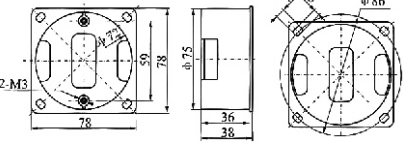

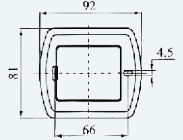


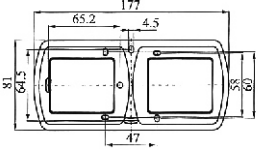


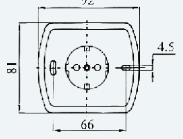


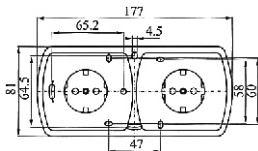


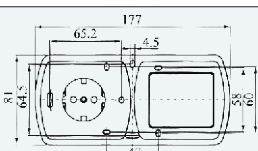


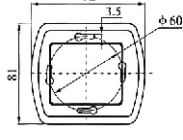


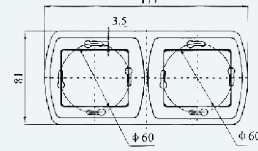


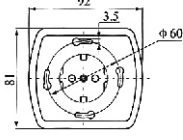
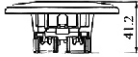

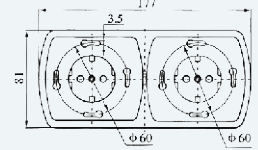


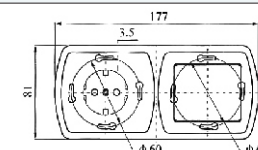



舱室开关、插头、插座系列  
CABIN SWITCH, PLUG AND SOCKET

防护等级Protection class: IP20  
符号标准Standard: GB2099, IEC884-1


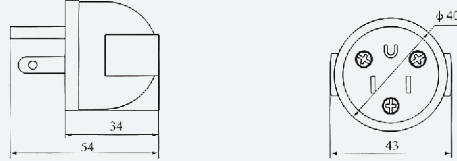

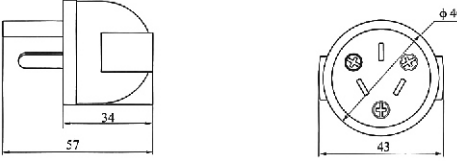

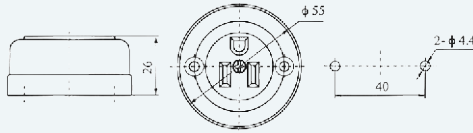

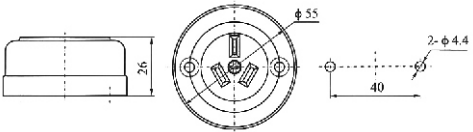

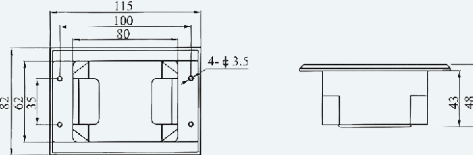

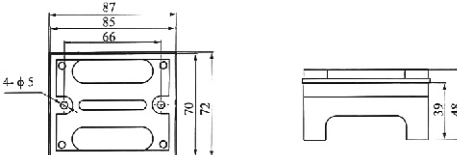
		型号Type	JXE-4、JXE-8
		电压Voltage	250V
		电流Current	16A
		型号Type	JXR10-8、JXR10-4
		电压Voltage	220V/110V
		电流Current	10A
		型号Type	CTE2-2B-1
		电压Voltage	250V
		电流Current	10A
		型号Type	CTE2-2Y-1
		电压Voltage	250V
		电流Current	10A
		型号Type	CCT2-2
		电压Voltage	250V
		电流Current	16A
		型号Type	CZE2-2Y-1N
		电压Voltage	250V
		电流Current	10A
		型号Type	CZE2-2B-1N
		电压Voltage	250V
		电流Current	10A
		型号Type	JXN-1
		说明	N-暗式Dark type M-明式 Bright type B-扁形Flat form Y-圆形Round form CCT2-2采用国际IEC标准, 配有CZ116PS、CZ216PS、CZK116PS、CZ116PF、CZ216PF、CZK116PF; CTE2-2B-1配有CZE2-2B-1N, CTE2-2Y-1配有CZE2-2Y-1N, 配有暗盒: JXN-1.

电压Voltage:250V  
电流Current:16A


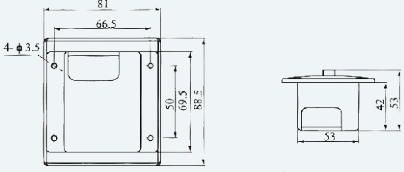

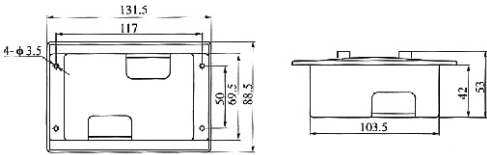

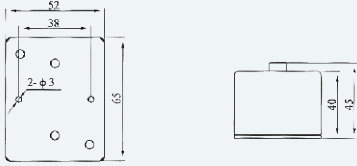

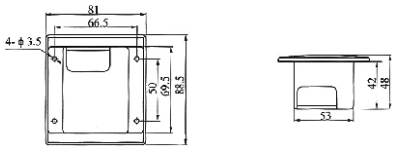

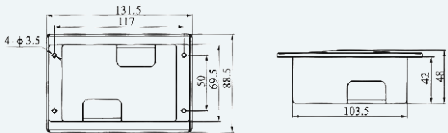
			名称Nmae	明装单联开关
			型号Type	KG116PS
			名称Nmae	明装双联开关
			型号Type	KG216PS
			名称Nmae	明装单联插座
			型号Type	CZ116PS
			名称Nmae	明装双联插座
			型号Type	CZ216PS
			名称Nmae	明装开关插座
			型号Type	CZK116PS
			名称Nmae	暗装单联开关
			型号Type	KG116PF
			名称Nmae	暗装双联开关
			型号Type	KG216PF
			名称Nmae	暗装单联插座
			型号Type	CZ116PF
			名称Nmae	暗装双联插座
			型号Type	CZ216PF
			名称Nmae	暗装开关插座
			型号Type	CZK116PF

舱室开关、插头、插座系列  
CABIN SWITCH, PLUG AND SOCKET

符合标准Standard: JISF8831, JISF8835  
电压Voltage:250V

		名称Name	插头
		型号Type	UB
		电流Current	15A
		IMPA CODE	792901
		名称Name	插头
		型号Type	UB-1B
		电流Current	15A
		IMPA CODE	792904
		名称Name	插座
		型号Type	U
		电流Current	15A
		IMPA CODE	792902
		名称Name	插座
		型号Type	UB-1
		电流Current	15A
		IMPA CODE	792905
		名称Name	接线盒
		型号Type	JXE-4T
		电流Current	20A
		IMPA CODE	
		名称Name	接线盒
		型号Type	JXE-5T
		电流Current	20A
		IMPA CODE	

额定电压Rating voltage: 250V  
电流Current: 10A

		名称Name	开关
		型号Type	NF-2P1
		IMPA CODE	793092
		名称Name	开关
		型号Type	NF-2P2
		IMPA CODE	793093
		名称Name	开关
		型号Type	NS-2P1
		IMPA CODE	793091
		名称Name	插座
		型号Type	URF-1
		IMPA CODE	792973
		名称Name	插座
		型号Type	URF-2
		IMPA CODE	792974